


## Education and Engagement Project for Oxford Festival of the Arts Virtual

### Designs for a Knight



Look at this painting, which is known as *The Field of Cloth of Gold*. It records the meeting of Henry VIII and François I of France in 1520 for an event that had been planned to improve the friendship between the two countries.

Once the two kings had met, there followed an 18 day festival: magnificent feasts; tournaments of jousting, archery and wrestling; dancing and music; and even marvellous kite flying displays. The lavish celebrations were held to celebrate the new friendship between England and France.

Now, look closely at the painting and see how many of these events have been included. Can you picture yourself at the festival? Imagine the noise and bustle from all those excited visitors! What food and drink do you think they would have enjoyed during the feasts?

Can you spot King Henry on his horse? He is located towards the bottom left corner accompanied by all his knights and members of the royal household.

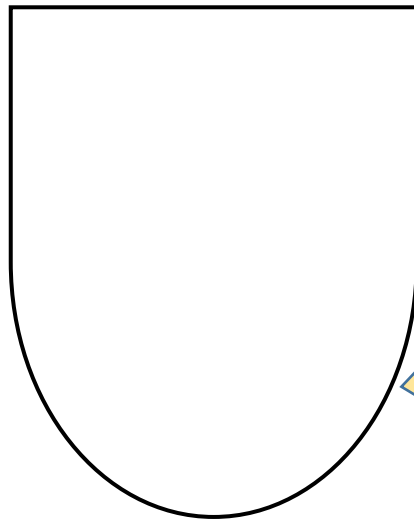
Every knight would have worn a design on their chest called their 'arms,' which were unique and helped identify who each knight actually was. This would be particularly important when they went into battle because their armour would cover their face for protection, but also concealed their identity. It would be important to know if a knight was your friend or your enemy!

## A Guide to Heraldry (arms)

If you were a knight attending the tournament and festivities at *The Field of Cloth of Gold*, what would you include in your arms to show everyone who you are? There are many different aspects to consider as shown below:

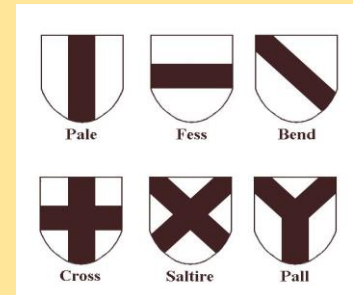
### Colours of Heraldry

Choose a background colour that is bright and bold



### Heraldic Ordinaries

Choose a heraldic 'ordinary' which is a shape to divide your shield into separate areas. The choice is yours but popular ordinaries you could choose from include:



### Heraldic Charges

Finally, decorate your shield with emblems and images. You can choose one big emblem or a smaller one and repeat it in a pattern.

Maybe you would like to choose an animal to represent your qualities, for example, a lion could represent bravery?

As this is your charge you might want to choose something more personal? How about your school logo, or from a team or club of which you are a member?





Design your own heraldic shield on the attached page and we would be delighted if you would share it with us.

- Email a scan or photo of your design to us at [outreach@mcsoxford.org](mailto:outreach@mcsoxford.org)
- Post your completed design to Oxford Festival of the Arts Partnerships, c/o Magdalen College School, Cowley Place, Oxford, OX4 1DZ
- Or return your design to the location where you picked up this worksheet and it will be sent on to us

All designs that we received by **June 15<sup>th</sup> 2020** will be used as part of our Oxford Festival of the Arts digital festival this summer. You'll find our website at [www.artsfestivaloxford.org](http://www.artsfestivaloxford.org)



Here are some examples of heraldic shields to give you inspiration



Name:

Age:

School:

